

A PEEK BEHIND THE CURTAIN

THE CENTRAL REGISTRY QUALITY ASSURANCE PROCESS



KNIGHT
CANCER
Institute

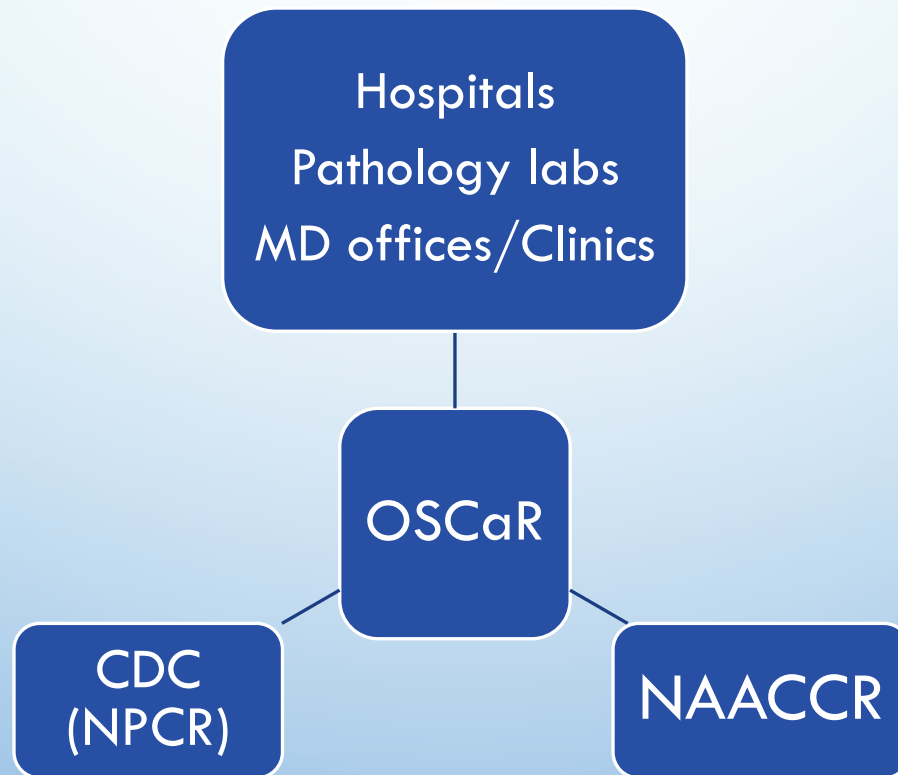
Oregon
Health
Authority

OBJECTIVES

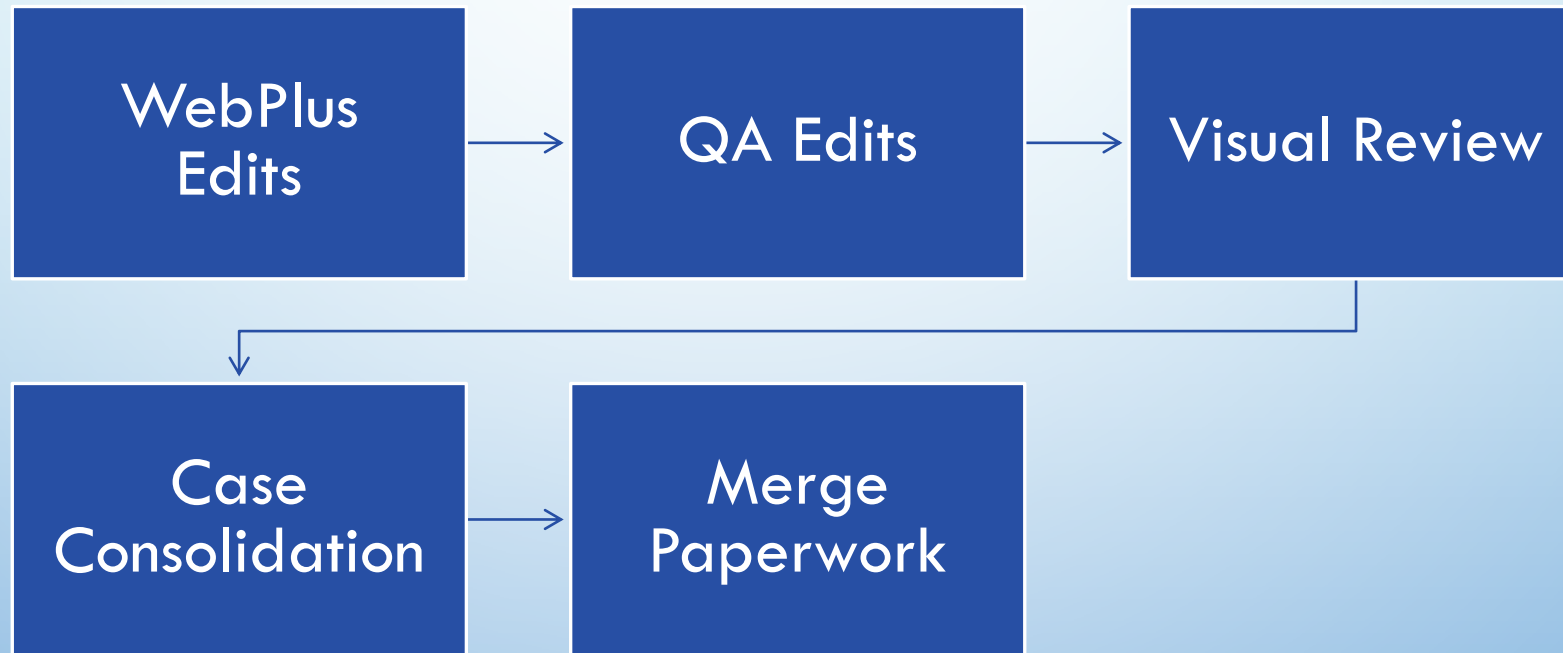
- EXAMINE 2 SUBMITTED CASES TO THE CENTRAL REGISTRY FOR ACCURACY & ACCOUNTABILITY
- EDUCATE HOSPITAL REGISTRIES ABOUT THE QUALITY ASSURANCE PROCESS AT CENTRAL REGISTRY
- HELP HOSPITAL REGISTRIES UNDERSTAND THE AREAS OF FOCUS DURING QUALITY ASSURANCE
- ANSWER THE QUESTION: WHAT HAPPENS TO MY DATA WHEN SUBMITTED TO CENTRAL REGISTRY?



FLOW OF DATA



THE QUALITY ASSURANCE PROCESS



Initial subset name from the QA checkout log:

Hospital Name _____

Hospital #: _____

QA Subset

Name: _____

(include all cases)

General Instructions:

- 1st create subset of all cases based on date case report loaded (**#2112**) this is the date the cases were added to the subsystem.
 - Verify # of cases with the log. (See Melania if questions)

Review Items	Data Item Criteria
EDITS	Run and clear all edits: <ol style="list-style-type: none"> 1. Standard Edits (all cases) 2. NPCR-CSS 2022 Create a subset of OR only. Run this edit set on the OR cases only. 3. CINA edits 2022 (All cases) 4. Central: Incoming Abs State (all cases)
Run frequency on State at DX.	<ul style="list-style-type: none"> • Create a subset of states other than OR. Assure all states other than OR have a county code (#90) of 998. Can be done with mass change.
10% Random Sample Review	<ul style="list-style-type: none"> • Generate a randomly selected subset of 10% of subset • Review the following items: <ul style="list-style-type: none"> Date of Diagnosis Primary site/subsite Laterality Diagnostic Confirmation Histology / behavior code / grade Sequence number Treatment: Date of First Course, Treatment codes and dates SEER Summary Stage
Check <u>fname</u>/sex	<ul style="list-style-type: none"> • Major sort subset by Sex with a minor sort of <u>Fname</u>. Create a listing with the chosen variables of Sex #220 and <u>Fname</u> #2240. Should be a quick review list to ensure sex is coded correctly.
Pancreas: Histology Summary Stage Whipple	<ul style="list-style-type: none"> • Create subset: #400 (Primary site) C250-C259, • Check for histology coded to 8140, if text states ductal <u>adenoca</u> then histology s/b 8500 • Check Summary Stage for correct invasion code • Check surgery codes and if text states Whipple, then surg code s/b 37
Melanoma: SSDI- <u>Breslows</u>	<ul style="list-style-type: none"> • Review all melanomas (#400, C440-C449) whose field #3817 <u>Breslows</u> is coded greater than 10.0 <u>Verify</u> if correct. • Update the tracking logs



**KNIGHT
CANCER
Institute**

Oregon
Health
Authority

Descriptive Name	Field Value
CIC Text - Physical Exam	119yo non-Hispanic WM presented to HOSPITAL 1 for surgical treatment of thyroid cancer. Pt nodule noted on imaging and was incidental findings, which led to further imaging and FNA. PE (01/04/2021 Clinic): No palpable masses or palpable LAD. No previous cancer hx noted. Never Smoker; 4 ETOH drinks/week.
CIC Text - XRay/Scans	Per 01/04/2021 Clinic OV: CT Incidental finding of 15mm nodule of left thyroid lobe. Per 01/04/2021 Clinic OV: 12/07/2020 US: 4mm calcification on left thyroid lobe.
CIC Text - Scopes	None.
CIC Text - Lab Tests	01/18/2021 COVID-19 PCR neg. No indication of tx changes d/t COVID.
CIC Text - Operative Procedure	01/21/2021 HOSPITAL 1 Left hemithyroidectomy. Findings: Left lobe of thyroid removed and sent for pathology.
CIC Text - Pathology/Autopsy	12/26/2020 HOSPITAL 2: Left thyroid nodule, papillary thyroid carcinoma. Bethesda category VI. 01/21/2021 Pathology (SP-21): Left thyroid lobectomy, Papillary carcinoma, classic (usual, conventional). TS=2.5cm, Unifocal. Extrathyroidal extension neg. Angioinvasion neg. LVI neg. Margins neg. No LNs submitted. pT2 pNX.
CIC Text - Primary Site	Left Thyroid
CIC Text - Histology/Behavior	Papillary Thyroid Carcinoma, 82603
CIC Text - Staging	SEER Summary Stage localized (No DE; no LN involvement). Path stage by CTR: Stage 1; pT2 pNX cM0 (TS=25mm w/ no LN involvement). Clinical stage by CTR: stage 1; cT1b cN0 cM0 (Clinical TS=15mm w/ no LN involvement).
CIC Text - Surgery	12/26/2020 HOSPITAL 2 Left thyroid FNA. 01/21/2021 HOSPITAL 1 Left hemithyroidectomy.
CIC Text - Radiation Therapy	None.



Case Search Subsystem MEL TEST

Choose which option to search by:

CTR #
 Name
 Birth Date
 Hos #
 SSN #
 Deleted
 Del CTR

Temporary

Choose which search type:

Soundx
 Exact Name

Choose which format:

ACOS
 CTR

Compare 2 Abstracts: Double click on Ctr # to auto fill

CtrSeq CtrSeq

Open Abstracts for text editing

Enter Name: ex: SMITH or SMITH, J or SMITH,

Search Main System Only (Display Only)
 Begin with Date Last Contact
 Search Subsystems (Display Only)
 Include Deleted with Name
 * Pristine Abstracts / + Path
 Read Only

Display subset of cases

OCRA presentation

Double click on the name to go into abstract

SMITH08 - cases with 08 in month of birth date

Name	S	SS#	CTR #	Seq	Site	Hist	Birth Date	H1	H2	H3	H4	Dx Date	N
TEST TEST, JOHN J		999999999	1	00	739L	8010/3	01/01/1901	000236				12/28/2020	T
TEST TEST, JOHN J		999999999	2	00	739R	8260/3	01/01/1901	920160				12/28/2020	T

WHAT IT LOOKS LIKE AT OSCAR

Case Search Subsystem MEL TEST

Choose which option to search by:

CTR #
 Name
 Birth Date
 Hos #
 SSN #
 Deleted
 Del CTR

Temporary

Choose which search type:

Soundx
 Exact Name

Choose which format:

ACOS
 CTR

Compare 2 Abstracts: Double click on Ctr # to auto fill

CtrSeq CtrSeq

Open Abstracts for text editing

Enter Name: ex: SMITH or SMITH, J or SMITH,

Search Main System Only (Display Only)
 Begin with Date Last Contact
 Search Subsystems (Display Only)
 Include Deleted with Name
 * Pristine Abstracts / + Path
 Read Only

Display subset of cases

Double click on the name to go into abstract

SMITH08 - cases with 08 in month of birth date

Name	S	SS#	CTR #	Seq	Site	Hist	Birth Date	H1	H2	H3	H4	Dx Date	N
TEST TEST, JOHN J		999999999	1	00	739L	8010/3	01/01/1901	*000236				12/28/2020	T
TEST TEST, JOHN J		999999999	2	00	739R	8260/3	01/01/1901	*920160				12/28/2020	T

CONSOLIDATED VS PRISTINE RECORDS

TEST TEST, JOHN J C739 #00000001-00 F=06/08/2023 U=06/08/2023 #=0 UPDATE Subsystem MEL TEST

Print Export Errors Modify Go To View Linked Records Collaborative Stage Patient Record SSDI Help

Ver 22 ENTER ABTRACTOR'S INITIALS Delete Case

Patient ID # (CTR#) Seq# 00000001-00

Abstracted by ND

Type of Reporting Source 1 HOSPITAL

Case Finding Source 20 PATHOLOGY DEPARTMENT REVIEW

Name-Last TEST TEST

Name-First JOHN

Name-Middle J

Social Security # 999999999

Addr at DX -- No Street 28377 TESTING DR

Addr at DX -- Supplemental

Addr at DX--City EUGENE

Addr at DX--State OR

Addr at DX--Postal Code 97402-

Addr at DX--Country USA United States

County at DX Reported 039 LANE

Addr Current--No Street 28377 TESTING DR

Addr Current--Supplemental

Addr Current--City EUGENE

Addr Current--State OR

Addr Current--Postal Code 97402-

Addr Current--Country USA United States

Prev Page Next Page Page 1 of 14 Pos: 1 Next Page

Save Exit 3 Screen Set: 30 OSCaR Review and Update 2018 forward Change

Large Screen Size SSDI's Error Check

TEST TEST, JOHN J C739 #00000001-00 F=06/08/2023 U=06/08/2023 #=0 PRISTINE Subsystem MEL TEST

Print Export Errors Modify Go To View Linked Records Collaborative Stage Patient Record SSDI Help

Ver 22 Delete Case

Patient ID # (CTR#) Seq# 00000001-00

Abstracted by ND

Type of Reporting Source 1 HOSPITAL

Case Finding Source 20 PATHOLOGY DEPARTMENT REVIEW

Name-Last TEST TEST

Name-First JOHN

Name-Middle J

Social Security # 999999999

Addr at DX -- No Street 28377 TESTING DR

Addr at DX -- Supplemental

Addr at DX--City EUGENE

Addr at DX--State OR

Addr at DX--Postal Code 97402-

Addr at DX--Country USA United States

County at DX Reported 039 LANE

Addr Current--No Street 28377 TESTING DR

Addr Current--Supplemental

Addr Current--City EUGENE

Addr Current--State OR

Addr Current--Postal Code 97402-

Addr Current--Country USA United States

Prev Page Next Page Page 1 of 14 Pos: 1 Next Page

Save Exit 0 Screen Set: 30 OSCaR Review and Update 2018 forward Change

Large Screen Size SSDI's Error Check



EDITS

Review Items	Data Item Criteria
EDITS	Run and clear all edits: <ol style="list-style-type: none">1. Standard Edits (all cases)2. NPCR-CSS 2022 Create a subset of OR only. Run this edit set on the <u>OR cases only</u>.3. CINA edits 2022 (All cases)4. Central: Incoming Abs State (all cases)

EDITS

STANDARD

The 'Error reports' dialog box for the STANDARD edit type features a dropdown menu with 'Standard 2022 Edits error check [4/4/2022 V22B]' selected. Below the dropdown is a 'Subset:' field with an empty text box and a 'Browse' button. The dialog includes four checkboxes: 'Blank out hospital specific fields' (unchecked), 'Interactive' (unchecked), 'Print the Summary page of Errors' (checked), and 'NPCR Inter-Record Utility' (unchecked). 'Run' and 'Cancel' buttons are located at the bottom right.

CENTRAL/STATE

The 'Error reports' dialog box for the CENTRAL/STATE edit type features a dropdown menu with 'Central: Incoming Abs state22.gei' selected. Below the dropdown is a 'Subset:' field with an empty text box and a 'Browse' button. The dialog includes four checkboxes: 'Blank out hospital specific fields' (unchecked), 'Interactive' (unchecked), 'Print the Summary page of Errors' (checked), and 'NPCR Inter-Record Utility' (unchecked). 'Run' and 'Cancel' buttons are located at the bottom right.

EDITS

NPCR

The screenshot shows a dialog box titled "Error reports" with a close button (X) in the top right corner. Below the title bar, there is a label "Choose which error report to run" followed by a dropdown menu. The dropdown menu is open, showing "NPCR-CSS 2022" selected and "npcr22.gei" as the file name. Below the dropdown is a "Subset:" label, an empty text input field, and a "Browse" button. At the bottom, there are four checkboxes: "Blank out hospital specific fields" (unchecked), "Interactive" (unchecked), "Print the Summary page of Errors" (checked), and "NPCR Inter-Record Utility" (unchecked). At the very bottom are "Run" and "Cancel" buttons.

NAACCR CINA

The screenshot shows a dialog box titled "Error reports" with a close button (X) in the top right corner. Below the title bar, there is a label "Choose which error report to run" followed by a dropdown menu. The dropdown menu is open, showing "NAACCR CINA 2022" selected and "call2022.gei" as the file name. Below the dropdown is a "Subset:" label, an empty text input field, and a "Browse" button. At the bottom, there are four checkboxes: "Blank out hospital specific fields" (unchecked), "Interactive" (unchecked), "Print the Summary page of Errors" (checked), and "NPCR Inter-Record Utility" (unchecked). At the very bottom are "Run" and "Cancel" buttons.

NPCR Required Edits
Thu Sep 07 07:01:08 2023

Page: 1

Metafile: D:/OSCAR/RMCDS/Genedit/NAACCR22.SMF
Naaccr file: ../Pfiles/MTHnacrs.p
Subset: OCRA presentation
Edit Sets:

Central: Vs22 NPCR Required - Consol-All Edits

Cases Checked=	2
Error Records=	0
Errors=	0
Messages=	0
Error Messages:	0
Warnings=	0

STANDARD EDITS

NPCR Required Edits
Thu Sep 07 07:05:33 2023

Page: 1

Metafile: D:/OSCAR/RMCDS/Genedit/NAACCR22.SMF
Naaccr file: ../Pfiles/mthnaacr.p
Subset: mthedit
Edit Sets:

Central: Vs22 NPCR Required - Consol-All Edits

000000001-90 TEST TEST, JOHN J C739 POS=00000001
Sequence Number--Central (SEER SEQUENC)
E: Sequence Number--Central not valid
Sequence Number--Central #380 = 90

Cases Checked= 1
Error Records= 1
Errors= 1
Messages= 0
Error Messages: 1
Warnings= 0

E:Sequence Number--Central (SEER SEQUENC) 1

STANDARD EDITS

SAME PATIENT?



SEARCH SCREEN

Double click on the name to go into abstract

SMITH08 - cases with 08 in month of birth date

Name	S	SS#	CTR #	Seq	Site	Hist	Birth Date	H1	H2	H3	H4	Dx Date	N
TEST TEST, JOHN J		999999999	1	00	739L	8010/3	01/01/1901	000236				12/28/2020	T
TEST TEST, JOHN J		999999999	2	00	739R	8260/3	01/01/1901	920160				12/28/2020	T

DEMOGRAPHICS

TEST TEST, JOHN J C739 #00000001-00 F=06/08/2023 U=09/07/2023 #=2 UPDATE Subsystem MEL TEST

Print Export Errors Modify Go To View Linked Records Collaborative Stage Patient Record SSDI Help

Ver 22 ENTER ABSTRACTOR'S INITIALS Delete Case Comments Added

Patient ID # (CTR#) Seq# 00000001-00

Abstracted by ND

Type of Reporting Source 1 HOSPITAL

Case Finding Source 20 PATHOLOGY DEPARTMENT REVIEW

Name-Last TEST TEST

Name-First JOHN

Name-Middle J

Social Security # 999999999

Addr at DX - No Street 28377 TESTING DR

Addr at DX - Supplemental

Addr at DX - City EUGENE

Addr at DX - State OR

Addr at DX - Postal Code 97402-

Addr at DX - Country USA United States

County at DX Reported 039 LANE

Addr Current - No Street 28377 TESTING DR

Addr Current - Supplemental

Addr Current - City EUGENE

Addr Current - State OR

Addr Current - Postal Code 97402-

Addr Current - Country USA United States

Prev Page Next Page Page 1 of 14 Pos: 1

Save Exit 3 Screen Set: 30 OSCaR Review and Update 2018 forward

Large Screen Size SSDI's Error Check

TEST TEST, JOHN J C739 #00000002-00 F=06/08/2023 U=06/08/2023 #=0 UPDATE Subsystem MEL TEST

Print Export Errors Modify Go To View Linked Records Collaborative Stage Patient Record SSDI Help

Ver 22 ENTER ABSTRACTOR'S INITIALS Delete Case Comments Added

Patient ID # (CTR#) Seq# 00000002-00

Abstracted by ND

Type of Reporting Source 1 HOSPITAL

Case Finding Source 22 DISEASE INDEX REVIEW

Name-Last TEST TEST

Name-First JOHN

Name-Middle J

Social Security # 999999999

Addr at DX - No Street 28377 SIESTA LN

Addr at DX - Supplemental

Addr at DX - City EUGENE

Addr at DX - State OR

Addr at DX - Postal Code 97402-

Addr at DX - Country USA United States

County at DX Reported 039 LANE

Addr Current - No Street 28377 TESTING DR

Addr Current - Supplemental

Addr Current - City EUGENE

Addr Current - State OR

Addr Current - Postal Code 97402-

Addr Current - Country USA United States

Prev Page Next Page Page 1 of 14 Pos: 2 Next Page

Save Exit 3 Screen Set: 30 OSCaR Review and Update 2018 forward Change

Large Screen Size SSDI's Error Check

DEMOGRAPHICS

TEST TEST, JOHN J C739 #00000002-00 F=06/08/2023 U=06/08/2023 #=1 UPDATE Subsystem MEL TEST

Print Export Errors Modify Go To View Linked Records Collaborative Stage Patient Record SSDI Help

Ver 22 Delete Case **Comments Added**

Other Primary Tumors #1
Other Primary Tumors #2
Other Primary Tumors #3

Race 1 **01** WHITE
Race 2 **88** N/A
Race 3 **88** N/A
Race 4 **88** N/A
Race 5 **88** N/A
Spanish/Hispanic Origin **0** NOT HISPANIC
Sex **1** MALE

Date of Birth **01/01/1901-**
Birthplace - State **ZZ**
Birthplace - Country **ZZU** Unknown
Age at Diagnosis **119**
Text-Usual Occupation
WEB SITE PUBLISHER
Text-Usual Industry:
WEB SITE PUBLISHER

Prev Page Next Page Page 2 of 14 Pos: 2 Next Page
Save Exit 30 Screen Set: 30 OSCaR Review and Update 2018 forward Change
Large Screen Size SSDI's Error Check

TEST TEST, JOHN J C739 #00000001-00 F=06/08/2023 U=09/07/2023 #=2 UPDATE Subsystem MEL TEST

Print Export Errors Modify Go To View Linked Records Collaborative Stage Patient Record SSDI Help

Ver 22 Delete Case **Comments Added**

Other Primary Tumors #1
Other Primary Tumors #2
Other Primary Tumors #3

Race 1 **01** WHITE
Race 2 **88** N/A
Race 3 **88** N/A
Race 4 **88** N/A
Race 5 **88** N/A
Spanish/Hispanic Origin **0** NOT HISPANIC
Sex **1** MALE

Date of Birth **01/01/1901-**
Birthplace - State **ZZ**
Birthplace - Country **ZZU** Unknown
Age at Diagnosis **119**
Text-Usual Occupation
WEB SITE DEVELOPER
Text-Usual Industry:
WEB SITE DEVELOPER

Prev Page Next Page Page 2 of 14 Pos: 1 Next Page
Save Exit 30 Screen Set: 30 OSCaR Review and Update 2018 forward Change
Large Screen Size SSDI's Error Check



SAME TUMOR?

SEARCH SCREEN

Name	S	SS#	CTR #	Seq	Site	Hist	Birth Date	H1	H2	H3	H4	Dx Date	N
TEST TEST, JOHN J		999999999	1	00	739L	8010/3	01/01/1901	000236				12/28/2020	T
TEST TEST, JOHN J		999999999	2	00	739L	8260/3	01/01/1901	920160				12/28/2020	T

TUMOR INFORMATION

TEST TEST, JOHN J C739 #00000002-00 F=06/08/2023 U=06/08/2023 #=0 UPDATE Subsystem MEL TEST

Print Export Errors Modify Go To View Linked Records Collaborative Stage Patient Record SSDI Help

Ver 22 GIVE DATE OF DIAGNOSIS IN MM/DD/YYYY FORMAT Delete Case

Date of Diagnosis F 12/28/2020-
 Primary Site C739 THYROID GLAND.
 Text-Primary Site Title LEFT THYROID
 Laterality 2 LEFT
 Diagnostic Confirmation 1 POS HIST
 Text-DX Proc Path

: 12/28/2020 HOSPITAL 2: LEFT THYROID NODULE, PAPILLARY THYROID CARCINOMA. BETHESDA CATEGORY VI. 01/21/2021 PATHOLOGY

Text-Histology Title PAPILLARY THYROID CARCINOMA
 Histology + Behavior (ICDO-3) 8260/3 Papillary adenocarcinoma, NOS
 Grade/Differentiation
 Grade Path Value
 Grade Path System
 Grade Clinical 9
 Grade Pathological 9
 Grade Post Therapy
 Tumor Size Summary 025
 Regional Nodes Positive 98
 Regional Nodes Examined 00
 Lymph-vascular Invasion 0

Prev Page Next Page Page 3 of 14 Pos: 2 Next Page
 13 Screen Set: 30 OSCaR Review and Update 2018 forward

TEST TEST, JOHN J C739 #00000001-00 F=06/08/2023 U=09/07/2023 #=2 UPDATE Subsystem MEL TEST

Print Export Errors Modify Go To View Linked Records Collaborative Stage Patient Record SSDI Help

Ver 22 GIVE DATE OF DIAGNOSIS IN MM/DD/YYYY FORMAT Delete Case

Date of Diagnosis F 12/28/2020-
 Primary Site C739 THYROID GLAND.
 Text-Primary Site Title LEFT THYROID
 Laterality 2 LEFT
 Diagnostic Confirmation 1 POS HIST
 Text-DX Proc Path

: 12/26/2020 HOSPITAL 2: LEFT THYROID NODULE, PAPILLARY THYROID CARCINOMA. BETHESDA CATEGORY VI. 01/21/2021 PATHOLOGY

Text-Histology Title PAPILLARY THYROID CARCINOMA, 82603
 Histology + Behavior (ICDO-3) 8010/3 Carcinoma, NOS
 Grade/Differentiation
 Grade Path Value
 Grade Path System
 Grade Clinical 9
 Grade Pathological 9
 Grade Post Therapy
 Tumor Size Summary 025
 Regional Nodes Positive 98
 Regional Nodes Examined 00
 Lymph-vascular Invasion 0

Prev Page Next Page Page 3 of 14 Pos: 1 Next Page
 13 Screen Set: 30 OSCaR Review and Update 2018 forward



TEXT INFORMATION

NAACCR text for TEST TEST, JOHN J - 000000001 00 Subsystem MEL TEST

DX Proc--Lab Tests:
01/18/2021 COVID-19 PCR NEG. NO INDICATION OF TX CHANGES D/T COVID.

DX Proc--Op:
01/21/2021 HOSPITAL 1 LEFT HEMITHYROIDECTOMY. FINDINGS: LEFT LOBE OF THYROID REMOVED AND SENT FOR PATHOLOGY.

DX Proc--Path:
12/26/2020 HOSPITAL 2: LEFT THYROID NODULE, PAPILLARY THYROID CARCINOMA. BETHESDA CATEGORY VI. 01/21/2021 PATHOLOGY (SP-21): LEFT THYROID LOBECTOMY, PAPILLARY CARCINOMA, CLASSIC (USUAL, CONVENTIONAL). TS=2.5CM, UNIFOCAL. EXTRATHYROIDAL EXTENSION NEG. ANGIOINVASION NEG. LVI NEG. MARGINS NEG. NO LNS SUBMITTED. PT2 PNX.

Primary Site Title:
LEFT THYROID

Histology Title:
PAPILLARY THYROID CARCINOMA, 82603

Staging:
SEER SUMMARY STAGE LOCALIZED (NO DE; NO LN INVOLVEMENT). PATH STAGE BY CTR: STAGE 1; PT2 PNX CM0 (TS=25MM W/ NO LN INVOLVEMENT). CLINICAL STAGE BY CTR: STAGE 1; CT1B CN0 CM0 (CLINICAL TS=15MM W/ NO LN INVOLVEMENT).

CTRL-C to Copy

Search Cancel

NAACCR text for TEST TEST, JOHN J - 000000002 00 Subsystem MEL TEST

DX Proc--Lab Tests:
01/18/2021 COVID-19 PCR NEG. NO INDICATION OF TX CHANGES D/T COVID.

DX Proc--Op:
01/21/2021 HOSPITAL 1 LEFT HEMITHYROIDECTOMY. FINDINGS: LEFT LOBE OF THYROID REMOVED AND SENT FOR PATHOLOGY.

DX Proc--Path:
12/28/2020 HOSPITAL 2: LEFT THYROID NODULE, PAPILLARY THYROID CARCINOMA. BETHESDA CATEGORY VI. 01/21/2021 PATHOLOGY (SP-21): LEFT THYROID LOBECTOMY, PAPILLARY CARCINOMA, CLASSIC (USUAL, CONVENTIONAL). TS=2.5CM, UNIFOCAL. EXTRATHYROIDAL EXTENSION NEG. ANGIOINVASION NEG. LVI NEG. MARGINS NEG. NO LNS SUBMITTED. PT2 PNX.

Primary Site Title:
LEFT THYROID

Histology Title:
PAPILLARY THYROID CARCINOMA

Staging:
SEER SUMMARY STAGE LOCALIZED (NO DE; NO LN INVOLVEMENT). PATH STAGE BY CTR: STAGE 1; PT1B PNX CM0 (TS=15MM W/ NO LN INVOLVEMENT). CLINICAL STAGE BY CTR: STAGE 1; CT1B CN0 CM0 (CLINICAL TS=15MM W/ NO LN INVOLVEMENT).

CTRL-C to Copy

Search Cancel

<p>Papillary thyroid carcinoma, NOS 8260</p> <p><i>Note:</i> For thyroid cancer only, the terms micropapillary and papillary microcarcinoma do not refer to a specific histologic type. It means that the papillary portion of the tumor is minimal or occult.</p>	<p>Oncocytic carcinoma</p> <p>Classical (usual) papillary carcinoma Cribiform-morular variant of PTC Hobnail variant of PTC Micropapillary thyroid carcinoma (see note) Papillary microcarcinoma (see note) Papillary thyroid carcinoma with fibromatosis/fasciitis-like stroma PTC Solid/trabecular variant of PTC</p>	<p>Columnar cell variant of PTC/Tall cell PTC 8344 Diffuse sclerosing PTC 8350 Encapsulated variant of PTC 8343/3 Follicular variant of papillary thyroid carcinoma 8340 Oncocytic variant of PTC 8342</p>
---	--	---

SOLID TUMOR RULES THYROID HISTOLOGIES TABLE 12, PAGE 42

RANDOM SAMPLE REVIEW

10% Random Sample Review

- Generate a randomly selected subset of **10%** of subset
- Review the following items:
 - Date of Diagnosis
 - Primary site/subsite
 - Laterality
 - Diagnostic Confirmation
 - Histology / behavior code / grade
 - Sequence number
 - Treatment: Date of First Course, Treatment codes and dates
 - SEER Summary Stage

VISUAL REVIEW EXERCISE 1


Date of Diagnosis	F	12/28/2020-
Primary Site	C739	THYROID GLAND.
Text-Primary Site Title	LEFT THYROID	
Laterality	1	RIGHT
Diagnostic Confirmation	1	POS HIST
Text-DX Proc Path	12/28/2020 L 2: LEFT THYROID NODULE, PAPILLARY THYROID CARCINOMA. BETHESDA CATEGORY VI. 01/21/2021 PATHOLOGY	
Text-Histology Title	PAPILLARY THYROID CARCINOMA	
Histology + Behavior (ICDO-3)	8260/3	Papillary adenocarcinoma, NOS
Grade/Differentiation		
Code Path Value		

VISUAL REVIEW EXERCISE 2

TEST TEST, JOHN J C739 #00000001-00 F=06/08/2023 U=09/07/2023 #=2 UPDATE Subsystem MEL TEST

Print Export Errors Modify Go To View Linked Records Collaborative Stage Patient Record SSDI Help

Ver 22 INCLUDE DATES, PLACE, TYPE, SLIDE #, ETC. Delete Case **Comments Added**

Date of Diagnosis  12/28/2020-

Primary Site C739 THYROID GLAND.

Text-Primary Site Title LEFT THYROID

Laterality 2 LEFT

Diagnostic Confirmation 1 POS HIST

Text-DX Proc Path

T 12/26/2020 HOSPITAL 2: LEFT THYROID NODULE, PAPILLARY THYROID CARCINOMA. BETHESDA CATEGORY VI. 01/21/2021 PATHOLOGY

Text-Histology Title PAPILLARY THYROID CARCINOMA, 82603

Histology + Behavior (ICDO-3) 8010/3 Carcinoma, NOS

VISUAL REVIEW EXERCISE 3

Grade/Differentiation		DX Proc--Path 12/28/2020 HOSPITAL 2: LEFT THYROID NODULE, PAPILLARY THYROID CARCINOMA. BETHESDA CATEGORY VI. 01/21/2021 PATHOLOGY (SP-21): LEFT THYROID LOBECTOMY, PAPILLARY CARCINOMA, CLASSIC (USUAL, CONVENTIONAL) → TS=2.5CM, UNIFOCAL. EXTRATHYROIDAL EXTENSION NEG. ANGIOINVASION NEG. LVI NEG. MARGINS NEG. NO LNS SUBMITTED. PT2 PNX.
Grade Path Value		
Grade Path System		
Grade Clinical	9	
Grade Pathological	9	
Grade Post Therapy		
Tumor Size Summary →	015	
Regional Nodes Positive	98	
Regional Nodes Examined	00	
Lymph-vascular Invasion	0	

FIRST NAME/SEX REVIEW

Check fname/sex

- Major sort subset by Sex with a minor sort of Fname. Create a listing with the chosen variables of Sex #220 and Fname #2240. Should be a quick review list to ensure sex is coded correctly.

FIRST NAME/SEX REVIEW

Fri Sep 22 14:51:27 2023	
Ctr-Seq# S	Name--First
00000001-2	JOHN
00000002-1	JOHN
Total Number of Records = 2	

SPECIFIC SITE VISUAL REVIEW

Pancreas: Histology Summary Stage Whipple	<ul style="list-style-type: none">• Create subset: #400 (Primary site) C250-C259,• Check for histology coded to 8140, if text states ductal <u>adenoca</u> then histology s/b 8500• Check Summary Stage for correct invasion code• Check surgery codes and if text states Whipple, then surg code s/b 37
Melanoma: SSDI- <u>Breslows</u>	<ul style="list-style-type: none">• Review all melanomas (#400, C440-C449) whose field #3817 <u>Breslows</u> is coded greater than <u>10.0</u> <u>Verify</u> if correct.

CASE CONSOLIDATION

WHICH HOSPITAL?

TEST TEST, JOHN J C739 #00000002-00 F=06/08/2023 U=09/24/2023 #=1 UPDATE Subsystem MEL TEST

Print Export Errors Modify Go To View Linked Records Collaborative Stage Patient Record SSDI Help

Ver 22 SURGERY DESCRIPTION IN ENGLISH Delete Case **Comments Added**

First Course Treatment (Alt-T)	D02 S21 H01
Best First Course (Alt-B)	D02 S21 H01

RX Text-Surgery

T **12/28/2020 HOSPITAL 2 LEFT THYROID FNA. 01/21/2021 HOSPITAL 1 LEFT HEMITHYROIDECTOMY.**

RX Date-Most Defin Surg **01/21/2021-**

Reason For No Surgery **0** PERFORMED

RX Text-Chemotherapy

: **NONE.**

RX Text-Hormone

: **02/09/2021 HOSPITAL 2: LEVOTHYROXINE.**

RX Text-BRM

CONSOLIDATED!

Enter Name: ex: SMITH or SMITH, J or SMITH, Display subset of cases EXIT

Double click on the name to go into abstract SMITH08 - cases with 08 in month of birth date

Name	S	SS#	CTR #	Seq	Site	Hist	Birth Date	H1	H2	H3	H4	Dx Date	N
TEST TEST, JOHN J		999999999	1	00	739L	8010/3	01/01/1901	000236	920160			12/28/2020	T

OSCAR GUIDELINES TO CONSOLIDATION

- DATE OR TREATMENT DISCREPANCY USE THE DATE FROM THE FACILITY THAT PROVIDED THE TREATMENT
- MERGE TO THE CASE THAT DID THE MOST DEFINITIVE TREATMENT
- SEARCH RECORD TEXT FOR ANY POSSIBLE CLUES WHEN THERE ARE DISCREPANCIES WITHIN THE RECORD
- FOLLOW-BACK WITH FACILITY WHEN NEEDED

OVERVIEW

- THERE ARE MANY LEVELS OF QC PERFORMED AT THE CENTRAL REGISTRY
- **TEXT IS VITALLY IMPORTANT**
- KEEP YOUR FACILITY CONTACT INFORMATION UPDATED WITH THE CENTRAL REGISTRY

THANK YOU!

